

EN

MANURHIN K'MX 532TREND

Innovative technology




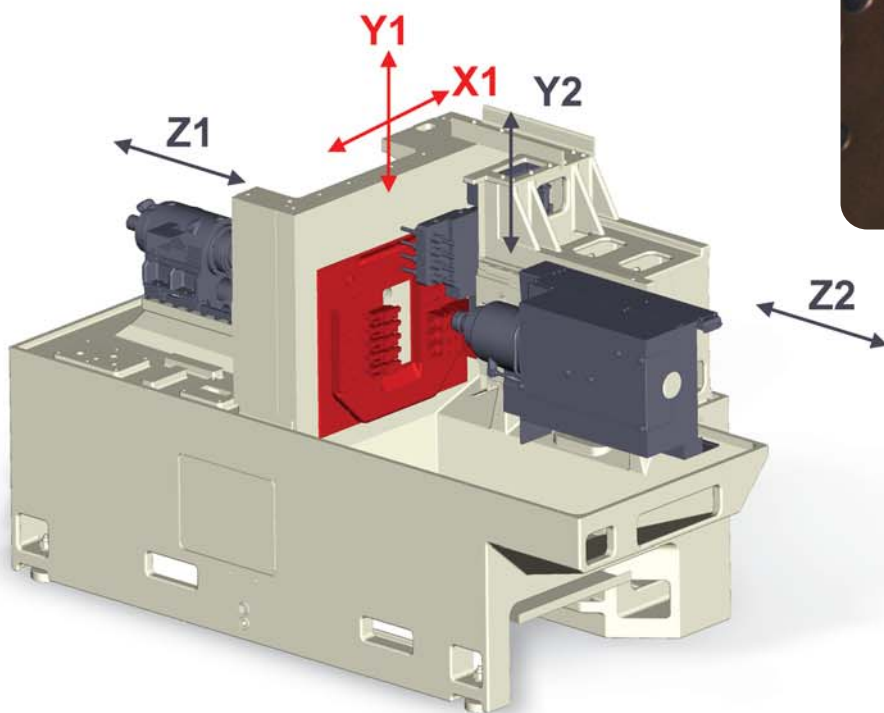
MANURHIN K'MX 532TREND

Innovative technology

Sliding headstock automatic lathe MANURHIN K'MX 532 TREND is designed for productive machining of parts from the bars of maximum diameter 32 mm. As the spindle bore diameter is 37 mm, there is no modification of the end of the bar for bar feeder collet needed.

Machine is equipped in standard with two electro spindles with maximum speed 10.000 rpm each and with rotary guide bush synchronized by pulleys and belts with main spindle. Five linear axes (X1, Y1, Y2, Z1, Z2) two rotary axes (C1, C2) enable to machine with high productivity the simple as well as complex parts.

KINEMATICS



FANUC 31 i


The latest CNC control system from Japanese company Fanuc with colour 10.4" monitor enables to operator easy programming in ISO code. All screens are possible to be switched into requested languages. Transfer of part programs from the PC is possible to be done by PCMCIA card or by RS232 interface or ethernet.


Pressured air

Manurhin K'MX 532 TREND requests the pressure of 6 bars and the one-off flow of 330l/min for the function of secondary spindle collet air blowing. Pressured air controls for example clamping, parts catching or bar feeding.

Lubrication

Linear guideways are lubricated automatically by dispenser. Easy maintenance is guaranteed by free access to lubrication tank in the rear side of the machine.





Optionally the machine can be equipped with motorized tools on rear or frontal part of the tool rack. Eventually for extra axial drilling. The stroke of the main spindle enables to use the machine for turning of shafts up to 400 mm on one clamping. Longer shafts are possible to be made with multiple clamping.

Manurhin K'MX 532 TREND is delivered with automatic bar feeder with encoder and magazine for 3M bars. The parts over 170 mm long are possible to be evacuated from the machine only through the sub spindle. The maximum length of the part is limited theoretically only by the length of the bar. The easy setup of tools on tool rack enables the successful use of this machine for the batches starting by hundreds of pieces.

Spindle brakes

Electro spindles are in standard equipped by electro-magnetic brake, which could be not always sufficient enough in relation to powerful drilling or milling by motorized tools. Because of this reason we recommend to use optional jaw brakes with wheel, which firmly fix the spindles in their position.


Chip conveyor

We offer universal belt conveyor for common metallic chips, eventually can be used shovel type for small chips like from brass. Proper choice of chip conveyor can simplify the operation and maintenance of the machine. Chip conveyor consists of coolant tank and coolant pump.



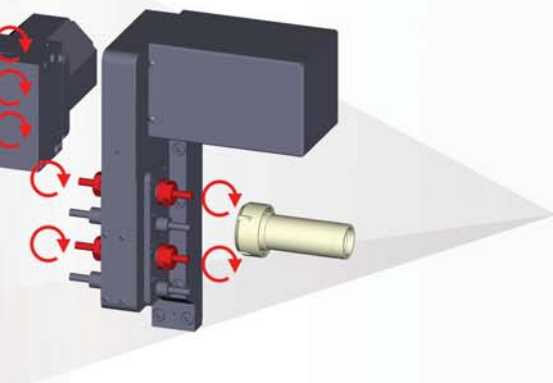
Part collection

Pneumatically controlled arm with bucket is operated by M-function. The arm is easy to set up and enables the parts catching from both main and sub spindle, just as needed by operator. The bucket fits for the parts up to 170 mm. Longer parts are possible to be evacuated through the sub spindle. Bucket can be modified according to shape of part.



Clamping without guide bush

Optionally it is possible to main spindle with special longer nose type clamping for collets, which is capable to enter working area through the hole for guide bush. This option can be used for short parts if the guide bush is not necessary. Customer can save for guide bush and the same time he gets shorter bar remnant.



Powered units

The modular machine concept allows to place several variants of the powered units that greatly expand the technological possibilities of the machine.

With this equipment, machine K'MX 532 TREND achieves high productivity, due to the possibility of machine workpiece from both sides simultaneously.

MACHINE PARAMETERS

| | | | |
|---|--------------|--|--------------------|
| Maximal bar diameter – main spindle | Ø 32 mm | Maximal length of part inside the secondary spindle for frontal ejection | 150 mm |
| Maximum length of turning on one stroke | 400 mm | Maximal length of part for frontal ejection | 170 mm |
| Spindle bore | Ø 37 mm | Secondary spindle bore | Ø 37 mm |
| Power (100/40%) main spindle | 3,7 / 5,5 KW | Maximal speed of sub spindle | 10000 rpm |
| Maximal speed | 10000 rpm | Power (100/40%) secondary spindle | 3,7 / 5,5 KW |
| Indexing direction | CW and CCW | Evacuation of parts through the sub spindle (for parts max Ø 26 mm) | Optional |
| Main spindle stroke | 410 mm | Air Pressure | 6 bar |
| Rapid feed | 30 m/min | Air connection | Ø 10 mm |
| Number of tool racks | 2 | Coolant tank | 300 l |
| Tool rack main– horizontal stroke X1 | 80 mm | Coolant pump pressure | 7 bar |
| Rapid feed | 30 m/min | Voltage | 3 x 400 V - 50 Hz |
| Tool rack main– vertical stroke Y1 | 191 mm | Power Input | 32 kVA |
| Rapid feed | 30 m/min | Cable section | 16 mm ² |
| Tool rack axial– vertical stroke Y2 | 260 mm | Circuit breakers, fuse | 63 A |
| Rapid feed | 30 m/min | | |
| Secondary spindle stroke | 260 mm | MACHINE DIMENSIONS | 3000x1370x2200 mm |
| Rapid feed | 30 m/min | MACHINE WEIGHT | 4250 kg |
| Maximal bar diameter - sub spindle | Ø 32 mm | | |

Collets and Guide bushes

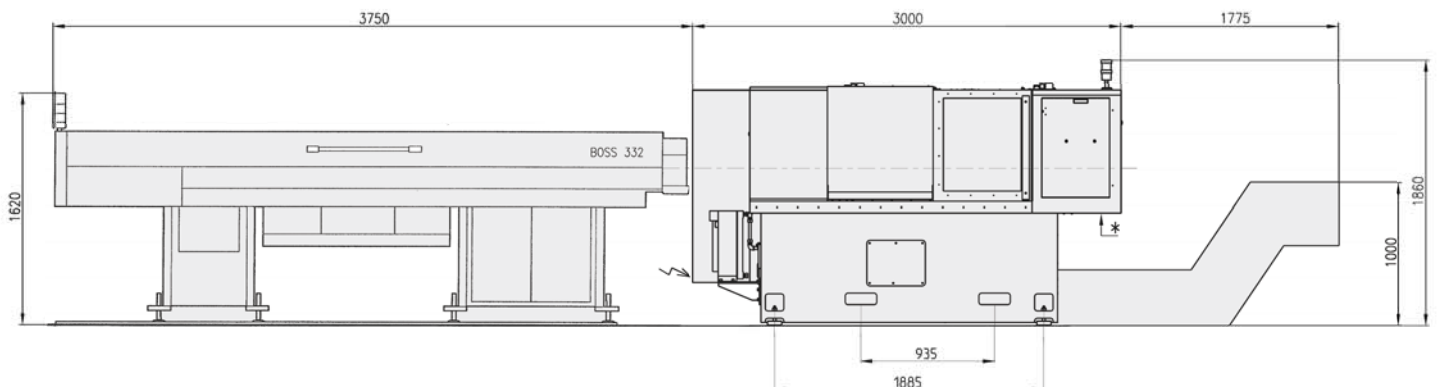


On Manurhin K'MX 532 TREND we use for both main and sub spindle the collets of type 164E (F38) and we recommend steel ultra-precision collets from well-established collet manufacturers. Usually are used grooved collets or smooth collets or collets with longer nose.



On Manurhin K'MX 532 TREND we use the guide bushes of T229 denomination. We recommend the guide bushes with hard metal insert from renown manufacturers.

Machine Dimensions



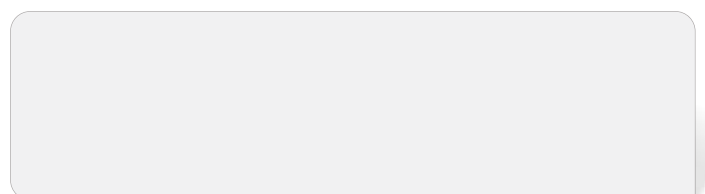
Contact



TAJMAC - ZPS, a.s.

Třída 3. května 1180
764 87 Zlín, Malenovice
Česká republika

Phone: +420 / 577 532 072
Fax: +420 / 577 533 626
E-mail: info@tajmac-zps.cz
Web: www.tajmac-zps.cz



Specifications and illustrations may not always correspond with the machine latest version.